

# Fire Department

## MONTHLY REPORT

**September 2020**



### IN THIS SECTION:

- + Run Statistics
- + Public Relation Details
- + Training Subjects
- + Inspections
- + General Activities

This monthly report period is thru September 1, 2020. Below you will find specific items that the fire department does each and every day. We take pride in providing an outstanding service to our community.

### **Run Statistics**

Incidents are categorized by either a fire incident or EMS incident. Below you will see the incident totals thru Sept 1st. You will also see the comparison of incidents from this year and the mutual aid received and given.

#### **Incidents thru Sept 1st**

Type	Total
Fire	545
EMS	1326
Total	1871

#### **Same time last year**

Type	Total
Fire	624
EMS	1597
Total	2221

#### **Mutual Aid**

Type	Total
Given	105
Received	43
Total	148

#### **Mutual Aid same time last year**

Type	Total
Given	118
Received	54
Total	172

As a result of the statewide quarantine our call volume has been reduced. We are down 350 calls from this time last year. I do believe as we see things begin to reopen our call volume will also return to normal levels.

As we continue forward in 2020, we will continue our efforts to meet calls for service. We look forward to working with our neighboring departments as we partner together to meet the needs of our communities. Mutual Aid continues to be a cost-effective means for all area fire departments to deal with surges in requests for service. We all try to maintain resources capable of meeting our average needs. However, we all need to have in place a plan to address unexpected requests.

### **Public Relations**

We have suspended all public relations events and efforts as we continue with the response to the Corona-19 Virus. Members have been taking extra precautions when dealing with patients in an effort to prevent the spread of this disease. This suspension will continue until such time as it becomes safe to return to more interactive operations.

### *Training*

Every day we have training scheduled. These trainings are predetermined by the training division. We have day shift training and night shift training therefore every member receives appropriate training hours throughout the year. This also helps to keep our ISO rating favorable. Training has returned to hands on operations. As we work to return to more normal operations, we have begun to get crews back to hands on operations.

We are also working diligently with our new hires to complete their training packets (Blue Book). We have continued our efforts to recruit and hire additional staff members. We are working to complete the process for hiring them.

### *Fire Prevention*

- + All Inspection activity continues to be suspended and will resume when current conditions are resolved, and members can again move into the public without significant risk. We have completed plan reviews and a couple of final inspections for new businesses to assist them in getting approved to open up.
- + We are working to host an inspector training program at the end of the summer.

### *General Activities*

Each shift the duty crews are required to maintain station and equipment appearance, cleanliness, and readiness. Below is a list of items that are completed daily and weekly.

#### Daily Station and Weekly Station Details:

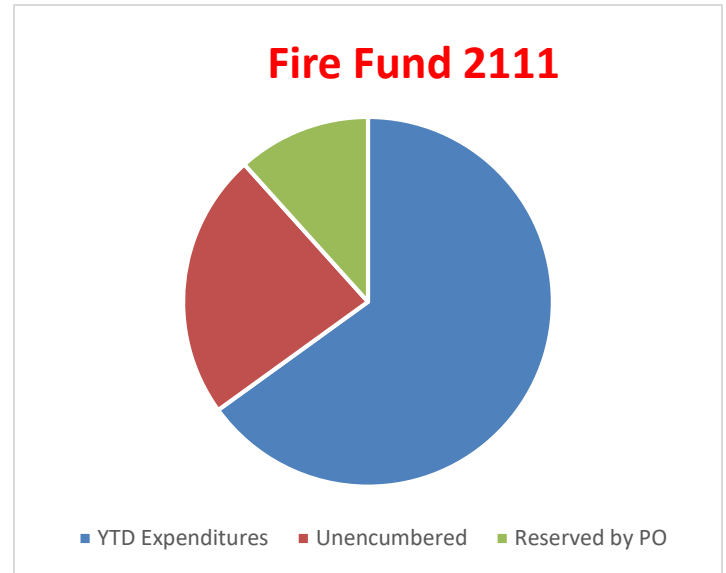
- |                                 |                             |
|---------------------------------|-----------------------------|
| + Vacuum all carpets            | Clean apparatus             |
| + Mop all floors                | Inventory all EMS apparatus |
| + Remove all trash from station | Inventory EMS equipment     |
| + Laundry                       | Clean bay floors            |
| + Clean all restrooms           | Ground maintenance          |
| + Clean kitchen                 | Clean equipment             |
| + Equipment check-in            | Station Maintenance         |

### *General Department Information*

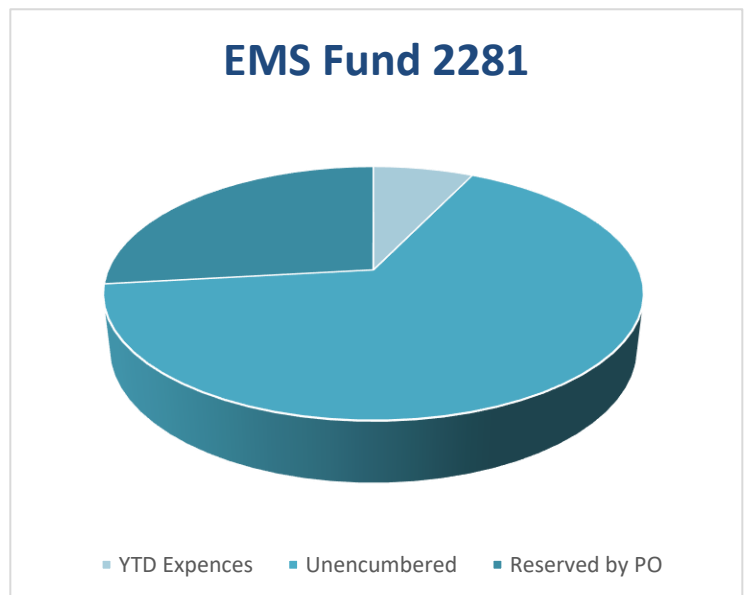
E-one has provided us with an anticipated delivery of January 2021 for the new engine.

## 2020 Financial Information

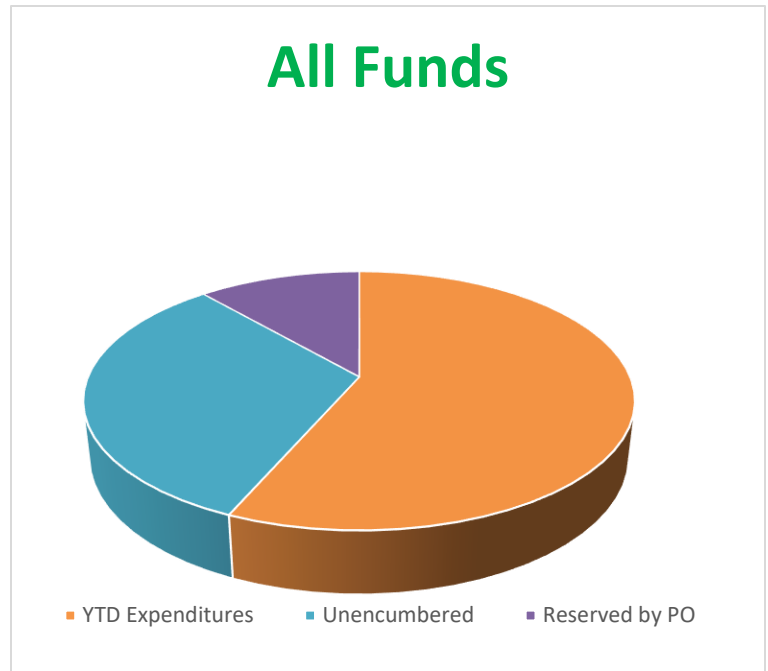
<b>Fire Fund</b>	
Appropriated	\$ 2,687,000.00
YTD Expenditures	\$ 1,757,523.25
Unencumbered	\$ 629,491.04
Reserved by PO	\$ 300,942.89



<b>EMS Fund</b>	
Appropriated	\$ 775,000.00
YTD Expenditures	\$ 374,661.57
Unencumbered	\$ 283,926.11
Reserved by PO	\$ 128,656.92



<b>Total Funds</b>	
Appropriated	\$ 3,762,000.00
YTD Expenditures	\$ 2,136,181.55
Unencumbered	\$ 1,213,417.15
Reserved by PO	\$ 429,5991.81

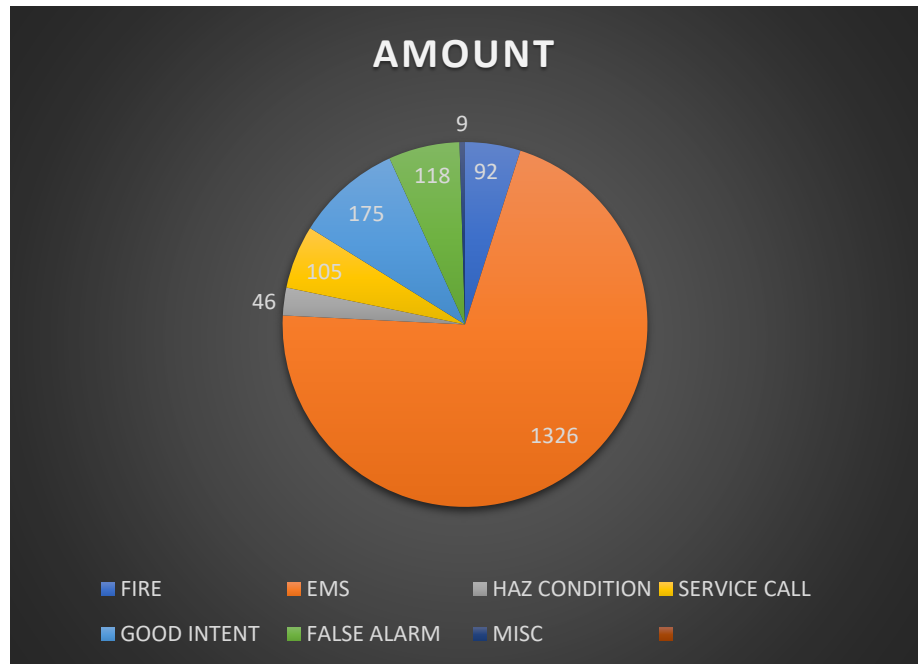


## Incident Statistics

Below are the year-to-date run statistics as of September 1st. The types of calls are generalized.

For instance, fire incidents include everything but not limited to building fires, cooking fires, fuel burner issues, vehicle fires and brush/grass fires.

TYPE	AMOUNT
FIRE	92
EMS	1326
HAZ CONDITION	46
SERVICE CALL	105
GOOD INTENT	175
FALSE ALARM	118
MISC/Weather	9



## Monthly Maintenance Cost Report

Unit	Assigned	Fuel	Maintenance
Engine 213	Reserve @ 212		\$
Medic 213	Reserve @ 212		\$
Task 219	Bariatric	\$ 71.16	\$
Quint 211	Station 211	\$ 254.86	\$
Engine211	Station 211	\$ 283.81	\$
Medic 211	Station 211	\$ 435.83	\$
Utility 211	Station 211	\$ 69.20	\$
Utility 213	Station 211	\$ 41.58	\$
Boat 211	Station 211		\$
Captain 210	Station 211	\$ 186.50	\$
Chief 211	Station 211	\$ 155.91	\$ 412.47
Chief 210	Station 211	\$ 65.57	\$ 963.75
Engine 212	Station 212	\$ 358.97	\$
Medic 212	Station 212	\$ 410.26	\$ 452.60
Utility 212	Station 212	\$ 44.16	\$
Safety Trailer	Station 212		\$
Total		\$ 2381.81	\$ 1828.82

**Major Road work is going on as the Gilmore Widening Project Moves Forward**



**The members of the Fire, Police, and Service Departments have continued to provide top notch service to our community. Despite the risks our members have taken precautions and worked to provide services to the community. I would like to thank each member for their ongoing efforts.**